Embracing Automation:

Managing Capital Projects Efficiently in Local & State Government

Camms.

A Riskonnect company

Intro

Project management has been embraced by the private sector with demonstrable success across industries. However, the approach to this vital discipline in local and state governments in the United States can be somewhat disjointed - without the proper tools in place.

Increasingly, government departments are required to not only manage the routine operations of ongoing project programs, but they must also undertake large, complex projects that enhance their community and the lives of the citizens that reside there. Amid these escalating demands, the public sector is under mounting pressure to make informed, responsible decisions across multiple projects.

Each project within the government sector requires extensive planning, budget management, and collaboration from multiple stakeholders - and can be subject to an avalanche of risks, dependencies, and time constraints. However, an entrenched reliance on inefficient manual processes like shared documents, emails, spreadsheets, and physical meetings leads to communication bottlenecks, delays, and overspending.

In this eBook we explain how project management software can help organisations to:

Create a standardised process to manage capital projects through to completion.

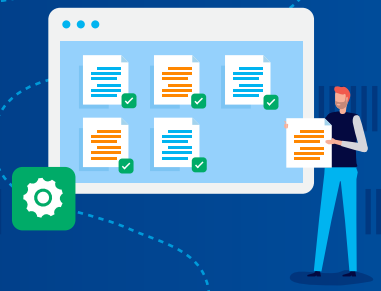

Enable leadership to get a real-time view of live project status, dependencies, and risks.

Prioritise budget & resources across multiple projects to achieve strategic goals.

Local and state governments have a responsibility to enhance the well-being of citizens by driving economic growth, improving infrastructure, and enriching their quality of life. To meet these expectations, they must display good judgement when allocating resources to projects they perceive to be essential – with scrutiny amplified by the source of the funds: the taxpayer.

This brings effective project management into sharp focus for government departments that are charged with building, improving, and maintaining communities. Many areas that are owned or controlled by these entities are used to provide essential public services and infrastructure, such as:

- Roads, bridges, tunnels, ports, and public transportation systems.
- Government-owned buildings like city halls, courthouses, prisons, police stations, fire stations, and libraries.
- Schools, colleges, and universities.
- Parks, playgrounds, and sports facilities.
- Social housing.
- Water, energy, sewage, telecommunications, and broadband infrastructure.
- Healthcare facilities and community support programs.
- Waste collection and recycling.

When delivered effectively, capital projects can – improve quality of life, enhance connectivity among communities, foster economic growth, promote sustainability, and ensure community development, public safety, and regulatory compliance. This can only be realised if these large-scale investments are managed effectively. This requires the departments that oversee these initiatives to establish an integrated capital project management framework that empowers them to enact meaningful change through: meticulous planning, clear accountability of responsibilities, a meaningful audit trail of activities, and rigorous risk management processes.

No two projects are the same; each has its own scope, tasks, deliverables, objectives, budget, timeline, measures, and dependencies. Therefore, having a consistent framework to manage different projects in a structured way is essential to prioritise budget & resources and understand progression & status. Successful project management involves much more than simply tracking a project and reporting updates; it requires multiple stakeholders to work in unison within defined parameters towards set goals.

When regarded as transformational and leading edge, rather than just a support system or an administrative function, project management becomes a fulcrum of positive change. It bridges the gap between strategy and execution, ensuring the right projects are managed in the right way, by the right people, at the right time.

However, the Project Management Institute's Pulse of the Profession report shows that all organisations, including government departments, waste 11.4% of each dollar invested in projects through poor performance – that's $114 million for every $1 billion invested. And organisations that undervalue project management as a strategic competency for driving change report an average of 67% more of their projects failing outright.

Executive leaders that participated in the report identified 'choosing the right technologies to invest in' (32%) as the second most important factor to achieve success in the future – a clear reaction to the deep-seated manual processes that hinder project efficiency and performance.



Project Management
The Manual Process Minefield

Often in the government sector, much of the capital project management 'heavy lifting' – such as planning, organising, lateral thinking, and collaboration – is still performed by clunky manual processes like shared documents, emails, spreadsheets, and physical meetings.

This overreliance on inefficient processes to manage these big-budget investments prevents government departments from establishing an integrated approach to capital project management – and the impact can be crippling: task & action management is not clearly defined; it can be difficult to understand the status of each project; and prioritising resources & budgets across multiple projects becomes complicated.

Projects that are managed using disjointed processes like spreadsheet-based plans & budgets, email communication, and endless status update meetings are inherently inefficient and time-consuming. Therefore, any attempt to manage multiple capital projects across government departments using these antiquated methods becomes an uphill battle. For example, according to research by IBM, 88% of all spreadsheets contain at least one error – and because these static documents are rarely tested and rely on complex formulas many errors remain undetected.

Government departments that fail to address the stark limitations perpetuated by ad hoc project management processes continue to be exposed to obstacles that delay or even derail projects.

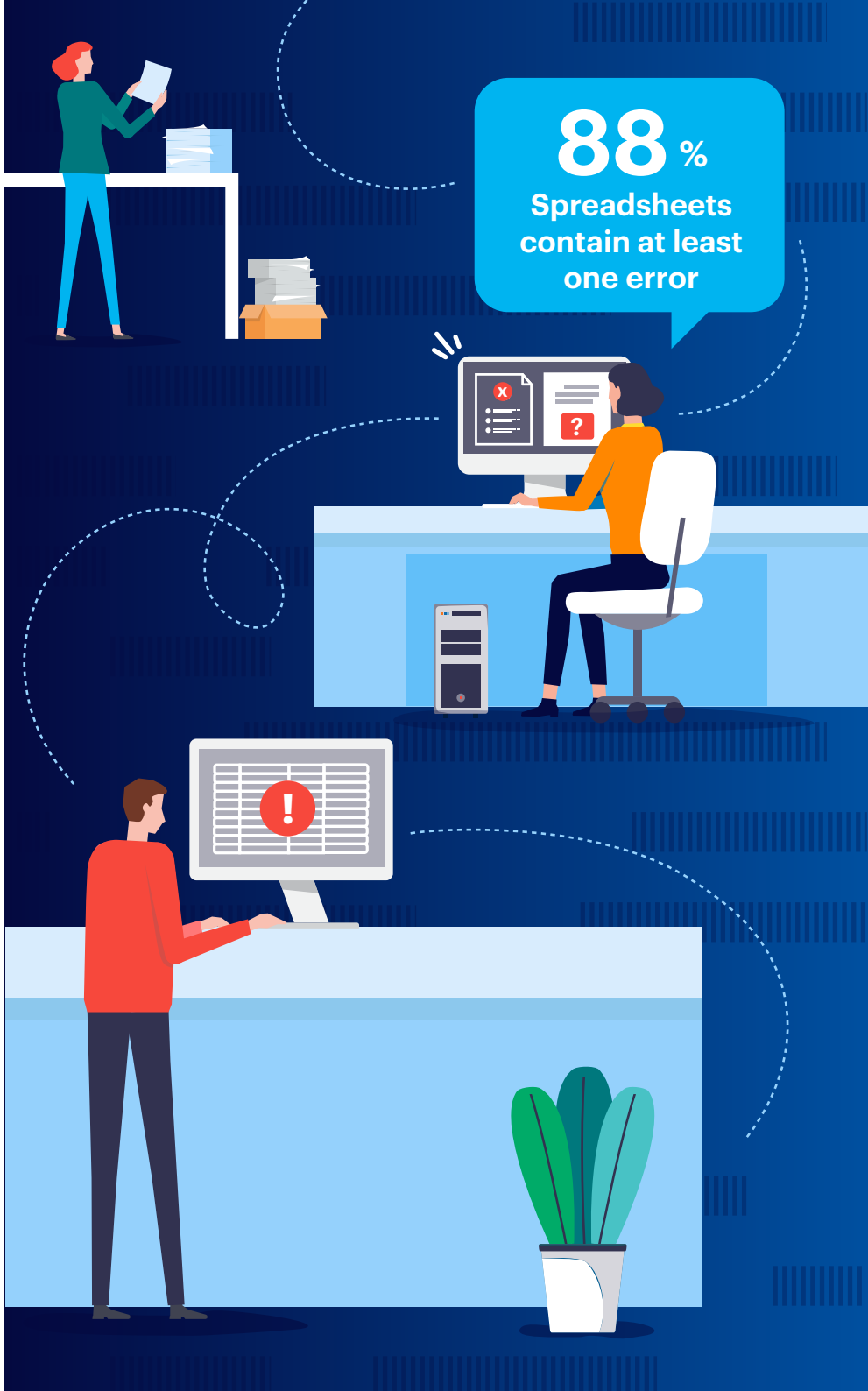

10 Challenges of Manual Project Management Processes

Here we explore some of the common challenges encountered by local and state governments that fail to embrace automated project management tools.

1 Limited Visibility into Project Status

Manual processes typically rely on periodic updates – resulting in outdated project status reporting. This delay in capturing and disseminating project updates can block visibility slowing down project progression – leaving stakeholders wondering if tasks have been completed and when they can move on to the next phase of the project.

Timely project status updates allow stakeholders to stay informed about the progress, challenges, and status of a project and provide a mechanism for holding teams accountable for their responsibilities and commitments. Without this, vital steps can be missed, and projects become delayed.

When projects are managed using physical documents with updates communicated via spreadsheets & emails, stakeholders struggle to access the information they need to understand the overall status of the project and how it is progressing. When live project status information is not readily available or easily accessible to all relevant parties, visibility and collaboration suffer.



2 A Lack of Consistency in the Way Projects are Managed

With no formalised project management process, each project team leader will approach projects in an entirely different way. This will likely result in each project being managed in a silo using a mixture of disconnected spreadsheets, documents, and emails. These data silos create information bottlenecks that can knock projects off course. Isolated repositories of data within a department engender inefficient decision-making, inconsistent and inaccurate data, and poor collaboration.

These siloed, manual processes could mean vital steps are missed when planning the project, and lessons learned from previous projects are not captured. This inconsistent approach makes it difficult for leaders to compare and prioritise projects – making it hard to ascertain which projects are the most important or which have the most issues and delays. This makes it hard for leaders to decide where to allocate budget and resources to keep the most important projects on track.

Manual data collection and analysis within silos engender inefficiencies that hamper the timely and accurate collection of information necessary for effective risk management.

3 Spreadsheets Lack Automation

Unlike best-practice project management platforms, spreadsheets lack automation. Although you can map out each project stage in a spreadsheet, there are no automated workflows to alert stakeholders when tasks are completed, when deadlines are missed, or budgets are overspent. All approvals and signoffs would need to be done manually via email with no visibility to the wider project team.

This lack of automation slows down the project – leaving teams unclear on when they can move on to the next stage. It also prevents the detection of potential problems or delays with the project which can result in unexpected costs or late project completion. Project alerts - available within project management tools provide a vital safety net by highlighting potential risks and issues, without them stakeholders are unable to take proactive measures to mitigate problems and reallocate resources to minimise the negative impact on the project.



4 Manual, Inconsistent Reporting Formats

Inconsistent reporting formats across different teams or stakeholders restrict uniformity. This disjointed structure makes it challenging for local governments to aggregate and compare project status updates across multiple projects, hindering the ability to gain a comprehensive view of the overall project portfolio across the entire department.

When reporting relies on manual processes, these tasks become resource-intensive and time-consuming. Manually extracting information from dispersed sources, entering it into spreadsheets or documents, and performing analysis makes reporting prone to human error and extremely difficult to scale. These errors can lead to inaccurate or misleading outputs, which can have serious consequences for decision-making.

This reliance on siloed data and manual updates using a moment-in-time snapshot that can quickly change means manual reporting may not reflect the current situation or future outlook. This reliance on outdated or incomplete information deprives project managers of real-time insights that are crucial for timely and informed decision-making.

5 Collaboration Roadblocks

Collaboration between stakeholders underpins effective project planning. When it's obstructed, projects become a disparate and disjointed set of tasks and stakeholders become disengaged. Some of the biggest hurdles to effective collaboration are lengthy status update meetings, phone calls and email communication that happens between a small number of stakeholders with no visibility of the discussions and outputs shared with the wider project team.

When geographically dispersed, stakeholders are forced to rely on static documents, it becomes difficult to share, access, and update project-related information – impacting communication and teamwork. These inefficiencies result in duplicated work or delays in moving into the next phase of the project.

Manual communication methods such as face-to-face meetings, phone calls, and emails can be inefficient and time-consuming if the results and outputs aren't captured effectively - and the agreed actions are not followed up on. When using manual processes, meeting notes are often lost in emails and information becomes disseminated across departments.

Deprived of seamless communication methods, remote team members or those in different departments struggle to access and contribute to collaborative efforts – and become disengaged.

6 No Accountability or Ownership for Tasks, Actions and Budgets

Projects that are managed using spreadsheets and manual processes lack accountability. Actions might be captured in meeting minutes, but unless they are allocated a designated owner and clear completion dates, and the entire project team has visibility of the status of the action, teams can be unsure if the owner has completed that task. Software can combat this problem as all tasks and actions logged in the system are linked to relevant employees with clear deadlines. Any overdue tasks are automatically flagged and chased, and when employees complete tasks, the entire project team has visibility and this data feeds into the overall project status report allowing management to understand progression at every stage.

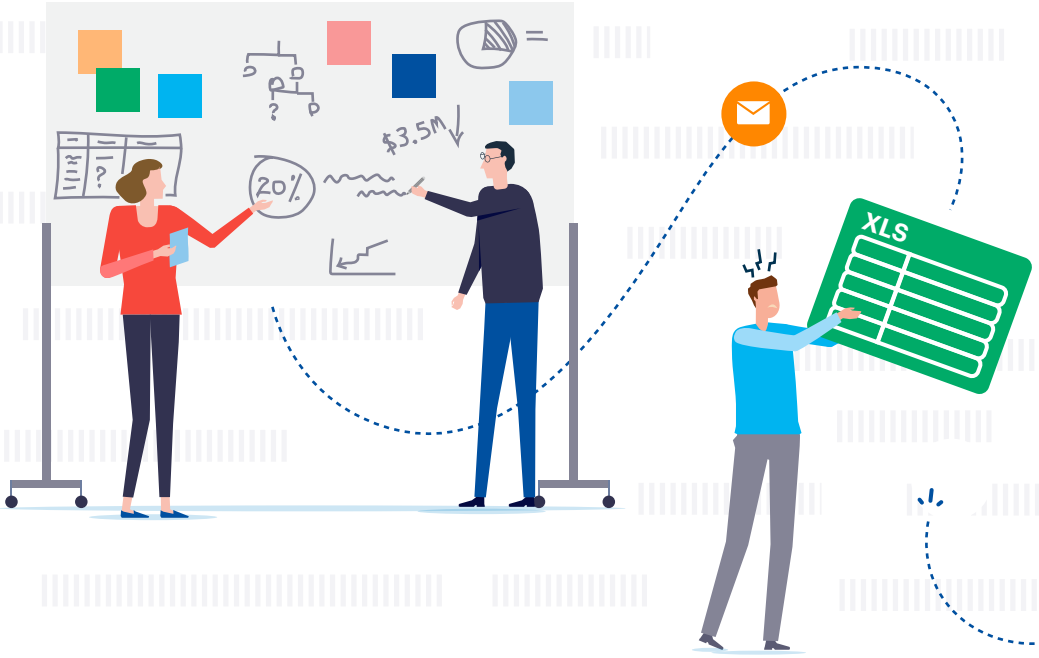

7 Project Delays

Manual processes stagnate communication channels during a project and cause delays. When task completion or missed deadlines are only communicated by emails and phone calls, this communication only goes to certain individuals and doesn't feed directly into project status updates. This delays the project life cycle, with stakeholders unaware of when specific stages are completed and when projects can move to the next one – causing them to move at a glacial pace.

Inconsistent manual communication methods across different team members or departments can result in tasks being overlooked or missed, leading to confusion and further delays.

With so many moving parts in a project, effective notifications of task completion can cut through the noise and inform stakeholders about task updates, changes, and deadlines. Unlike spreadsheets, project management software can fully automate this process and ensure it feeds back into project status updates. Manual data entry, paperwork, or coordination between disparate stakeholders can lead to delays in updating project information or communicating critical updates.



8 Data Security Concerns

To put it simply, spreadsheets lack data security. Unlike project management systems that encrypt data, backup information regularly, require login credentials, and are often credited with security standards like Cyber Essentials, SOC Type 1 and 2, and ISO 27001 - spreadsheets are relatively easy for hackers to access.

Not only is there a chance of confidential project data getting into the wrong hands externally, but spreadsheets are notoriously easy to share internally, multiple employees can access them and make amends with the potential to break formulas or save their own copies, creating multiple versions of the truth. There is no accountability tracking or user audit trail – making it difficult to ascertain who changed information in the spreadsheet. It can also be challenging to restrict access to confidential data - like hiding budget information from lower-level employees - as in a spreadsheet everyone who has access can see everything! Budgeting and timeline planning often rely on complex formulas when managed using spreadsheets, and if these formulas are broken due to multiple employees accessing the spreadsheet, it leaves financial planning open to errors and inaccuracies.

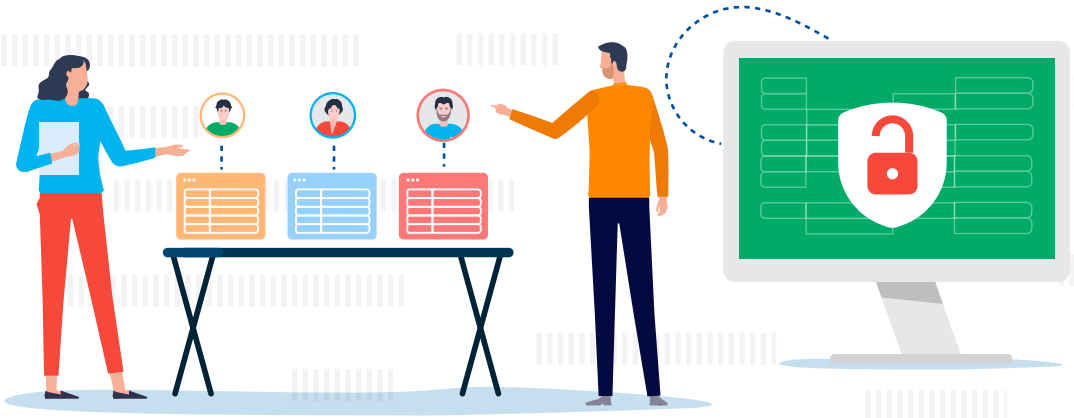

9 Challenging to Get a Holistic View of all Projects in the Organisation

When each government project or portfolio is managed across a variety of manual spreadsheet-based processes, there is no easy way for leaders to get a holistic view of all the projects in the organisation – causing a multitude of problems. Firstly, it becomes difficult to ascertain which projects are the most important strategically and should therefore be given the most focus and attention. It can also be difficult for leaders to decide which projects should be allocated man-hours, equipment, and budgets. There will be multiple projects vying for these resources and management will need a holistic view of each project to decide how to allocate them fairly - and this becomes impossible when using siloed, disjointed spreadsheet-based processes.

10 No formal Risk Management Process

Most projects are strewn with risk. Therefore, having a best-practice risk management process that forms part of the project management process is essential to keep large projects on track.

Although project teams can potentially set up a project risk register in Excel and send out risk assessment forms via email - due to the lack of mapping and limited process automation available in Excel – the risk would end up being managed in a silo without being connected and visible at different stages of the project.

Risk identification, risk assessment, and risk mitigation planning are essential components of effective project management. They help identify, assess, and mitigate risks throughout the project lifecycle, ensuring that projects are completed successfully. Complex processes like risk management require multiple users, complex data mapping, control monitoring, automation, strict data governance, and in-depth reporting and analytics – and spreadsheets simply don't offer this level of functionality.

Manual processes often lack standardisation, making it difficult to establish consistent risk management practices across projects or teams. This inconsistency can result in gaps in risk identification, analysis, and response planning. Relying on manual disjointed spreadsheet-based processes for project risk management could result in delayed or inaccurate data, leading to ineffective risk assessments or missed opportunities for proactive risk mitigation - clouding visibility into risk status, progress, and overall project health. Consequently, it becomes harder to communicate risks and controls effectively to stakeholders, limiting their ability to make informed decisions.



Project Management Software to the Rescue

Whether they have learnt the hard way, or they don't want to make the same mistakes as others, many local & state governments are replacing manual processes with a more efficient approach to managing multiple projects concurrently by introducing project management software. These modern cloud-based software platforms - which can be accessed from anywhere, at any time via a user-friendly centralised dashboard - have the power to automate project planning, scheduling, resource allocation, and change management.

Project management platforms help departments to map out and deliver a project plan throughout its full lifecycle – from scoping, initiation, and planning, to task allocation, budgeting, change management, and completion.

According to research, the main benefits of using project management tools are improved timeline estimation (60%), more effective use of project resources (55%), enhanced team communication (49%), and improved budget estimation (48%).

60% Improved timeline estimation

55% Effective use of project resources

49% Enhanced team communication

48% Improved budget estimation

10 Easy Steps to Understand How Project Management Software Works!

1

Plan and Scope Your Project

Planning a project is so simple using project management software. Access best-practice project templates to map out each stage of your project step-by-step, including tasks, dependencies, and milestone dates. Use sliding Gantt chart views and joint team calendars to plan out timelines.

2

Set Up Automated Workflows

Set up project workflows based on your preferred schedule. This ensures a structured project plan and automatic notifications enable staff to move on to the next stage of the project without delay. Not every project has the same workflow – sometimes things are complicated, while other times you need to be nimble. So, choose a solution that is highly customisable and enables you to create templates for certain project types that can be cloned to facilitate similar projects in the future.

3

Budgeting

Use the specialised budgeting functionality to plan out your budget and spend. Track your income and expenses progression and prepare ongoing forecasts. Follow the progress of invoices and purchase orders to help your project managers understand their financials and track expenditure. Use automated workflows and notifications to obtain approvals and flag overspends and set rules to highlight problems.

4

Risk Management

Choose a project management platform with built-in risk management capabilities. Most projects a subject to a whole host of risks, dependencies, and 'what ifs' that could potentially impact the successful delivery of the project. Risk management capabilities will enable you to build a digital risk register of project-related risks and set controls to minimise the impact. You can run regular risk assessments throughout the project lifecycle, these can be sent out via automated workflows using online forms – with all data feeding directly into the platform. Use controls to monitor and detect risk levels against KRIs enabling you to address project risk quickly and keep things on track.

5

Task Allocation

Link the tool to your active directory via API integrations to easily allocate tasks & actions to staff, teams, and departments. Staff will have their own dashboard to easily view their priority tasks. As tasks and actions are completed, staff log them in the system - enabling all stakeholders to understand the status of each task and action - and any overdue actions will be flagged. This data also feeds into the broader project plan to give an indication of progression - and highlight any overdue actions or missed deadlines to leaders.

6

Time Management

Staff can log the hours they've worked on different tasks & projects, based on your project plans, making it easy for you (and them) to track where resources are going. This makes it easy to plan and allocate resources across multiple projects and plan for overtime and contractors when needed for urgent tasks.

7

Benefits Realisation

Project management software can ensure that your projects deliver on the key goals that they set out to achieve by defining SLAs and KPIs and tracking progress. This enables you to capture lessons learnt to build an in-house knowledge library for future similar projects – optimising project delivery in the future.

8

Collaborate & Share Project Data

As the project progresses, set up message boards to capture notes and store files. Capture meeting minutes, allocate additional tasks and tag employees and send notifications. Everything regarding the project is captured in a central location making it easy for employees to check back and see what was agreed.

9

View Project Progress & Status

Automated dashboards and reports make it easy for employees of all levels to understand project progress. Front-line staff can easily get a view of which tasks and actions are completed and leaders can get a holistic view of project progression – as each task that is completed feeds into a series of wider project status reports. Easily understand the budget position, workload, progress, overdue tasks, potential risks, and man-hours spent on each project – at the touch of a button.

10

Complete Successful Projects That are On Time and in Budget

Project management software leaves no stone unturned. It ensures the successful, consistent delivery of all projects across your organisation. As every project is managed in the same way, it makes it easy to compare projects and allocate resources and budget fairly. As you plan more projects in the system, you can start to clone projects and learn lessons from previous project implementations ensuring continuous improvement.

10 Benefits of Project Management Software Vs Manual Processes

1 Increased Efficiency & Productivity

Project management software can help users manage portfolios and projects more efficiently by breaking them down into smaller manageable tasks and actions – making it easier to track progress, assign responsibility, and communicate with teams.

The software can be used to implement workflows for specific stages of a project that send automated notifications when tasks are completed, or approvals are authorised. This allows all stakeholders to carry out and complete their tasks without delay – driving efficiency.

The workflows automate the assignment of tasks across teams and departments, including deadlines, priorities, and dependencies. This helps stakeholders to stay organised, understand their responsibilities, and ensures that critical tasks are completed on time.

2 Improved Collaboration

Successful project delivery requires a variety of internal and external stakeholders to work in unison. For example, government projects often demand the support of a third-party contractor – such as managed service providers for digital transformation – adding a layer of complexity to the project management process.

Project management software facilitates collaboration among team members by allowing them to share documents, send notifications, assign tasks, and track progress in real-time. This creates ownership, fosters teamwork, enhances communication, and mitigates miscommunication or duplicated efforts.

A single-pane-of-glass view allows stakeholders – both internal and external – to track the progress of tasks - and the project in general - via an intuitive dashboard. This enhances stakeholder engagement by making it easy for them to understand the role they play in the project management process. Laborious face-to-face progress meetings are subsequently consigned to the past due to the transparent oversight provided by the tool. Project leaders also benefit from valuable insights at the touch of a button, allowing them to manage projects more efficiently - eliminating the need to chase staff for status updates.

Centralised dashboards can be accessed by all stakeholders at any time allowing progress reports to be produced instantaneously. This holistic view provides the structure and understanding required to achieve successful projects that are driven from the top and delivered in collaboration across multiple teams.

Project management software stores and displays information – such as project plans, documents, meeting notes, and collaboration forums – in a centralised user-friendly platform. This central point of oversight ensures everyone involved has access to the most up-to-date information when they need it, fostering collaboration and transparency.

3 Optimised Schedule Planning & Dependency Mapping

Project management software allows users to define and track project timelines, milestones, dependencies, and deadlines. This can help keep projects on course and ensures that everyone knows what is expected of them and when. This guarantees important milestones are not missed. It also provides project managers with the foresight to visualise the project timeline, identify potential bottlenecks, and make necessary adjustments to deliver timely project completion.

Automated workflows can be used to flag missed deadlines and delayed actions - raising concerns early so they can be rectified with minimal impact to the project. Any changes to project timelines can easily be communicated to the entire team by making updates in the platform - simplifying change management.

Projects are often interlinked, meaning the status of one project can impact another's progress, or their order of occurrence can influence the portfolio's course. Software allows project managers to define and manage these dependencies efficiently. They can establish relationships between tasks – such as start-to-start, finish-to-start, start-to-finish, or finish-to-finish – to create a logical sequence of activities. This helps them to understand the interdependencies between tasks and ensures that they are executed in the right order.

Charts are commonly used to visualise project schedules and dependencies. They provide a clear view of the project timeline, showing the start and end dates of tasks and how they relate to one another. By visualising these connections, project managers can easily identify critical paths and interdependencies that may impact project timelines, so they can better plan and coordinate activities to ensure smooth execution.



4 Provides In-Depth Visibility into Project Progress

Automation offers consolidated, real-time progress tracking. For example, the ability to view project dashboards, timelines, and reports centrally provides clarity around the status of tasks, milestones, and overall progress. These insights allow project managers to identify delays or issues early on, take corrective actions, and make informed decisions based on accurate data.

When using project management software, centralised dashboards can be accessed by all stakeholders at any time allowing progress reports to be produced instantaneously for both individual tasks and overall project status.

5 Automates Processes & Eliminates Admin

Automated workflows and notifications eliminate admin and automate the entire project management process. Projects are planned out using automated workflows, meticulously mapping out each task and action - and any approvals or dependencies.

When a task is assigned to a team member, project management software automatically generates notifications to inform the relevant individuals. By replacing inefficient manual notification methods with automation, the right people become aware of their responsibilities at the right time across multiple projects. Once tasks commence, deadlines can be set. As the due date approaches, the software can send reminder notifications to the responsible parties. This helps to keep projects on track and ensures timely completion.

Team members can update the status of their tasks or provide progress reports via a centralised system. When these updates are made, notifications can be sent to the project stakeholders – such as project managers, team members, and contactors – to keep them informed of the project's progress. When a significant milestone or goal is achieved within a project, the software can generate notifications to celebrate the accomplishment. This boosts team morale, enhances collaboration, and keeps everyone engaged.

6 Ensures Robust Project Governance

Project management software establishes a framework to guide the delivery of a project. It achieves this by using workflows to map out each stage of the project step-by-step ensuring critical stages are not missed. This common framework guarantees consistency between projects and ensures critical data is captured.

Because critical details across multiple projects are captured in a consistent format, it adds a layer of governance and structure that makes projects easily comparable across departments, budgets, timelines, man-hours, and resources. The software standardises processes, defining clear roles and responsibilities, centralising document management, and generating comprehensive reports and metrics.

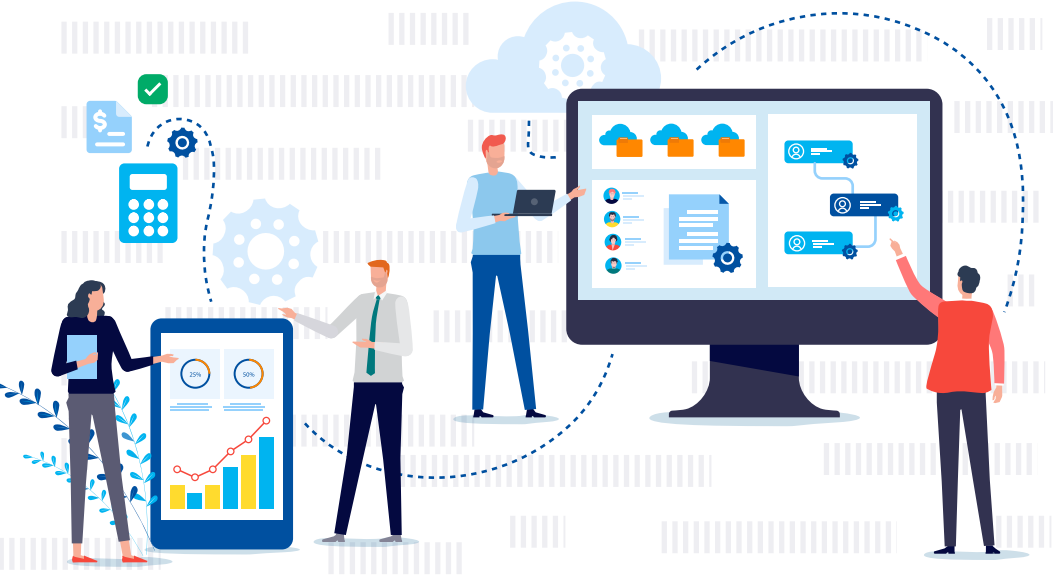

7 Provides In-Depth Financial Oversight

Rather than logging spend in a stand-alone spreadsheet, project management software offers best practice processes to plan budgets, track estimates, get budget approvals, log expenditure, generate forecasts, and capture unforeseen costs. Project management software facilitates:

Cost estimation: Project managers can create detailed project plans and define tasks, resources, and their associated costs. By inputting the estimated costs for each component, the software can generate an overall project cost estimate.

Budget tracking: Once a project is underway, project managers can track the actual costs incurred against the budgeted amounts. It provides real-time visibility of how much has been spent, allowing them to monitor expenditure throughout the project lifecycle.

Cost variance analysis: Project managers can generate reports and visualisations that highlight variances between planned and actual costs. This targeted analysis helps identify cost overruns or savings, allowing them to take corrective actions to keep the project on track.

Allocating financial resources across multiple projects makes prioritisation based on strategic importance and potential return on investment essential. Project management software can provide this insight to guide management teams. Users can log purchase orders and invoices enabling the reconciliation of expenditure throughout the project lifecycle, with everything date and time stamped.

8 Improves Resource Management

With multiple projects competing for a finite pool of resources – including manpower, budget, equipment, and time – it can be difficult to meet all project demands simultaneously amid conflicting priorities.

Project management software provides built-in tools and features that help project managers optimise the utilisation of resources, including:

Resource tracking and availability: Track the availability, skills, and workload of resources in real-time. This provides project managers with clear visibility of resource utilisation across multiple projects, allowing them to make informed decisions about allocation based on their availability and capabilities.

Resource pool management: Create a centralised resource pool that details all available resources within the organisation or team – such as skills, expertise, availability, and cost. By accessing a comprehensive view of the available resources, project managers can easily identify the right individuals for specific project tasks and allocate them accordingly.

Resource levelling: Powerful algorithms help to balance resource workloads by analysing resource availability and task dependencies across projects and automatically adjusting schedules to avoid over or under-utilisation. This ensures that resources are allocated in a balanced manner, optimising their productivity, and preventing burnout.

All resources and their availability can be tracked in real-time via the centralised platform. This visibility enables better decision-making when allocating resources to different projects or tasks – ensuring the most critical tasks and projects are completed first.

9 Easily Prioritise Multiple Projects

Balancing competing priorities as well as interdependencies adds a layer of complexity to the project management process for local governments. Effective project prioritisation demands comprehensive tracking and reporting mechanisms that provide a clear overview of all ongoing tasks and projects, their progress, and their respective priorities and dependencies.

When a local or state government's capital projects are managed in one solution, leaders can easily prioritise projects ensuring the most critical ones are given the resources and budget they need - streamlining the project comparison and evaluation process. This process is guided by pre-defined project prioritisation criteria – such as strategic alignment, organisational value, risk, and urgency – with weights assigned to each criterion based on the organisation's priorities. The software can calculate scores based on the defined criteria and rank projects accordingly - helping to identify high-priority projects and focus resources accordingly.

By categorising tasks based on their priority or importance, teams can create a clear hierarchy and focus on high-priority items. By assessing tasks and deadlines across multiple projects, they can determine which tasks require urgent attention and ensure that time-sensitive activities are prioritised accordingly. This transparency guides the allocation of resources and budgets across multiple projects, making it easy to balance workload and expenditure.

These tools are great for implementing process and structure and for projects that are repeated at different times of the year or on different sites. Similar projects can be cloned to incorporate previous learnings from similar projects.

10 Successfully Manage Project Risk

Comprehensive project management platforms allow you to identify, track, and manage project risk as part of your wider ERM program – and the benefits are compelling: improved risk identification, best-practice risk assessments, efficient risk prioritisation, automated control monitoring against KRIs, incident management, and comprehensive risk mitigation – resulting in improved project performance, and greater organisational resilience.

Team members are empowered to log and prioritise risk, assign responsibility, and implement controls and policies – a proactive approach that helps to address risks before they have a detrimental impact on the delivery of the overall project.

Risk assessments, questionnaires, and surveys can be rolled out online – with results feeding directly into the tool to build a complete overview of project risk. Powerful aggregation functionality allows live transactional and operational data from other sources to be harnessed via APIs, which can be leveraged to establish key risk indicators (KRIs) and monitor risk on an ongoing basis. Controls can also be set to flag problems when risk reaches an undesirable level or when deadlines or budgets are exceeded – enabling action to be taken.

Examples of Departments That Can Leverage the Benefits of Software

Local and state government departments responsible for capital projects can vary depending on the specific jurisdiction and the nature of the initiative. However, there are some common departments and agencies that are typically involved in overseeing and managing capital projects at the local and state level that will benefit greatly from software:

Public Works Department:

For infrastructure-related capital projects such as road construction, maintenance, water supply systems, sewage systems, and other public facilities.

Department of Transportation (DOT):

Local and state DOTs manage transportation-related capital projects, including the construction and maintenance of highways, bridges, public transit systems, and other transportation infrastructure.

Environmental and Natural Resources Agencies:

Agencies focused on the environment and natural resources might be involved in capital projects related to conservation, parks, trails, and ecological restoration.

Department of Health:

For capital projects related to healthcare facilities, hospitals, clinics, and public health infrastructure.

Department of Finance:

This department often handles the financial aspects of capital projects, including budgeting, funding allocation, and financial management.

Department of Public Safety:

For capital projects related to public safety, such as the construction of police stations, fire stations, and emergency response facilities.

Department of Housing and Urban Development (HUD):

Local and state HUDs focus on housing and community development projects, including affordable housing initiatives, urban renewal, and community infrastructure improvements.

Department of Planning and Development:

This department is responsible for overseeing land-use planning, zoning, and development projects that comply with local regulations and ordinances.

Department of Recreation and Parks:

For capital projects related to parks, recreational facilities, sports fields, and community centres.

Department of Education:

For educational infrastructure projects, such as the construction or renovation of schools and educational facilities.

Managing Multiple Projects Holistically

Most local and state governments have multiple capital projects running concurrently that are overseen by different departments – from large, complex new projects to the adaption and improvement of existing assets within communities. How successfully they manage them depends on the efficacy of the processes and procedures they use to plan them, share information, and track progress.

Project management software isn't just about delivering on individual projects, it possesses the agility and transparency governments need to manage multiple projects holistically and make informed decisions – transforming the management of individual projects into a joined-up, streamlined approach to easily manage budget and resources.

Revolutionising Project Management for Every Organisation

The manual management of multiple projects is a nebulous process that lacks clarity leading to missed deadlines, project delays, and increased costs. For local and state governments that still rely on these outmoded tools and techniques the time has come to embrace automation – from replacing data silos with a centralised dashboard to bridging communication gaps with automatic notifications.

Transformative project management software isn't the preserve of big-budget multinational corporations; it is also helping public sector organisations to manage every element of capital projects – people, budget, resources – with speed, agility, and efficiency throughout their full lifecycle.

Free your organisation from disparate processes, systems, and data sources and engage with a consolidated approach to project management that replaces emails, spreadsheets, and physical interactions with seamless and streamlined automation.

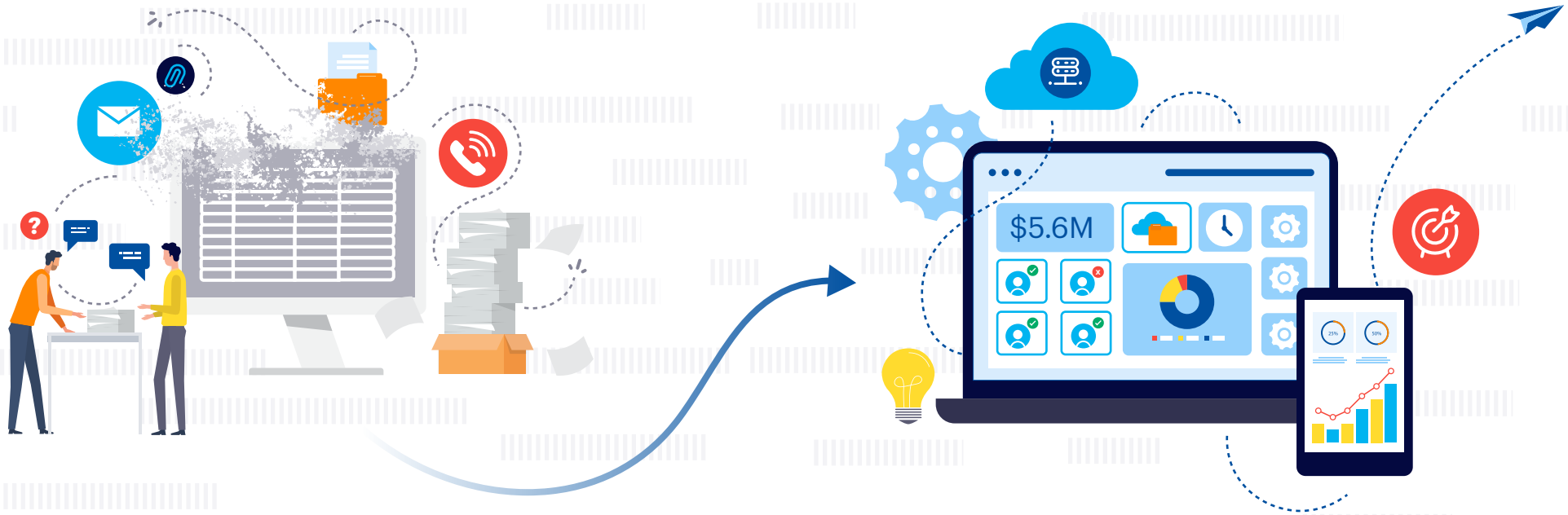

About Camms.

Project Management

The Camms platform offers best-practice project management capabilities allowing local governments to consistently deliver effective projects and portfolios. Manage all aspects from planning and budgeting to task and action management and delivery. Flexible workflows keep projects moving and real-time status updates and tree views make it easy to see how projects are progressing. The platform ensures projects are managed consistently making it easy to plan resources, man-hours and budget across multiple projects in line with strategic priorities.

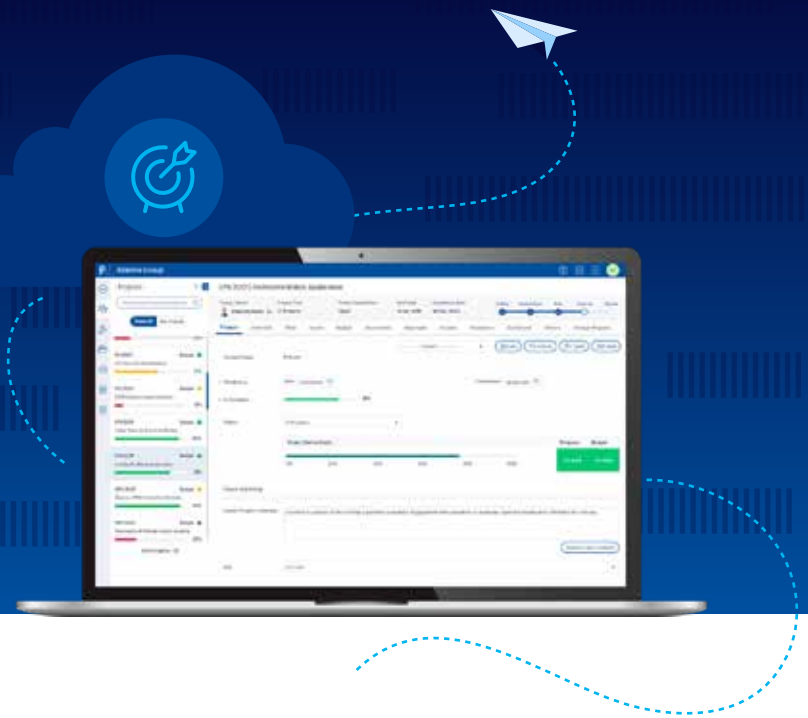

Much more than a project management platform...

The Camms platform offers a whole host of other capabilities, enabling organisations to link project management to their wider governance, risk, and compliance priorities and strategic initiatives. Capabilities include:

- Risk Management
- Audits & Inspections
- Health & Safety
- Compliance & Policy Management
- Operational Resilience
- Third-Party Risk
- Regulatory Change
- Strategy Planning
- Business Process Automation
- IT & Cyber Risk
- Incident Management
- ESG

Supporting Local Government to Consistently Deliver Effective Projects

Wave goodbye to manual, disjointed, spreadsheet-based project management. Digitise and automate your processes to deliver successful projects that meet your strategic objectives.

Easily manage resources & budget across multiple projects, successfully collaborate across teams, and get real-time status updates at the touch of a button.

Our team would love to learn more about how you are managing projects & portfolios and explore how technology can help you achieve success.

Visit Website **Request Demo**

Camms.
A Riskonnect company